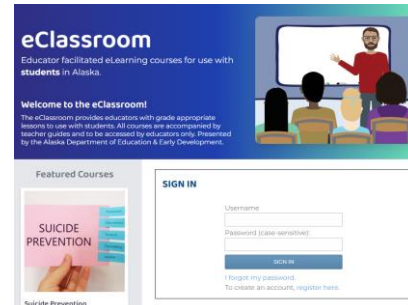


# eClassroom Quick Start Guide



## GETTING STARTED

- Go to <https://akclassroom.inquisiqlms.com/>
- Enter your username (always your email address) and password in the SIGN IN box.



## REQUEST NEW ACCOUNT

- This system is different than the eLearning platform for educators and you will need to establish a new account upon your first login. The usernames and passwords can be the same, but remember the two systems are not connected if you update the password in one system.
- Go to <https://akclassroom.inquisiqlms.com/Register.aspx> or select the link below the username and password boxes- “To create an account, register here.”

## PASSWORD RESET

- Select the “I forgot my password” link below the username and password boxes. You will receive an email with a temporary password. Please check your spam or junk box. Call or email us if you need assistance with your password.

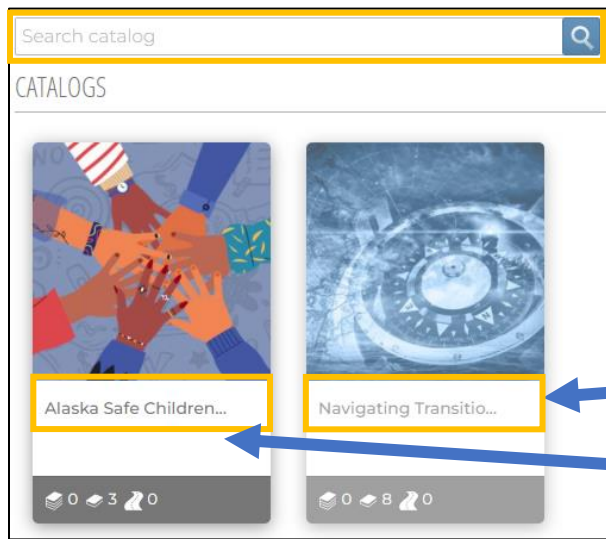
## CONTACT US

- Phone: (907) 465-8677
- Email: [eLearning@alaska.gov](mailto:eLearning@alaska.gov)

## ENROLLING IN COURSES

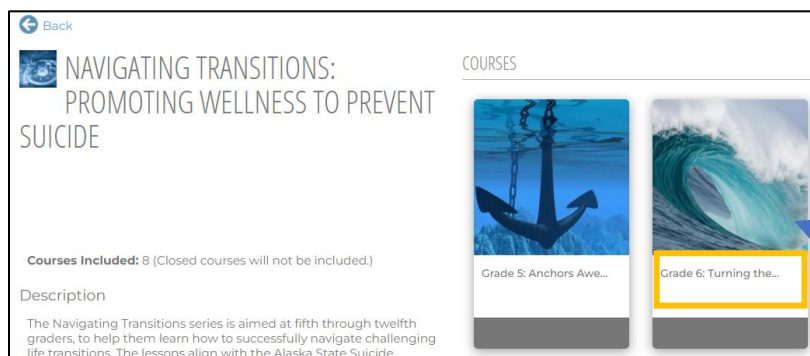
After logging in, you will be directed to the Catalog to enroll in your course(s).

1. Search the catalogs using the search box at the top of the page or by clicking on a catalog.
2. Select the course by clicking on the box with the grade level course you want to use.
3. Click ENROLL.
4. Select the link in the success box or find the enrollment listed on your Dashboard to launch.



SEARCH CATALOG- Enter a partial or full course name in the search box

1. Select a catalog:  
**Navigating Transitions** (suicide prevention for grades 5-12)  
**Alaska Safe Children's Act** (childhood sexual abuse and teen dating abuse for grades 7-12)



2. Select your course by clicking on the box



**GRADE 12: SET SAIL**

**ENROLL**

3. Select **ENROLL**

☆☆☆☆☆  
Your rating: Not yet rated

**Estimated Length:** 30 minute(s)

Length of course

Description

The theme of this lesson is "Set Sail" as it symbolizes the journey beyond high school. This lesson explores the internal conflicts youth experience as they go wrong. This lesson explores the internal conflicts youth experience as they go wrong.

Objectives

Each course has age-appropriate objectives aimed at promoting resilience and coping skills.

The lessons align with these Alaska State Suicide Prevention plan goals:

- Alaskans accept responsibility for preventing suicide
- Alaskans effectively and appropriately respond to people at risk of suicide

Modules

Navigating Transitions Grade 12

Course Materials

- MSBSD Crisis Response Manual (934 KB)
- Course Resources (46 KB)
- Course Narration Script (223 KB)
- Grade 12 Teacher Notes (98 KB)

Description and Objectives

Course materials including teacher notes, additional student exercises, and resources

4. Click here to launch

ENROLL COURSE

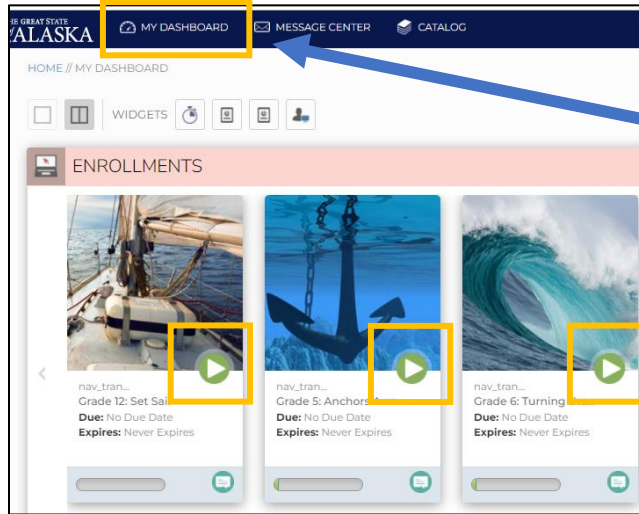
**Success**

You have been enrolled in this course successfully. **Click here** to go to your course enrollment.

# LAUNCHING YOUR COURSE



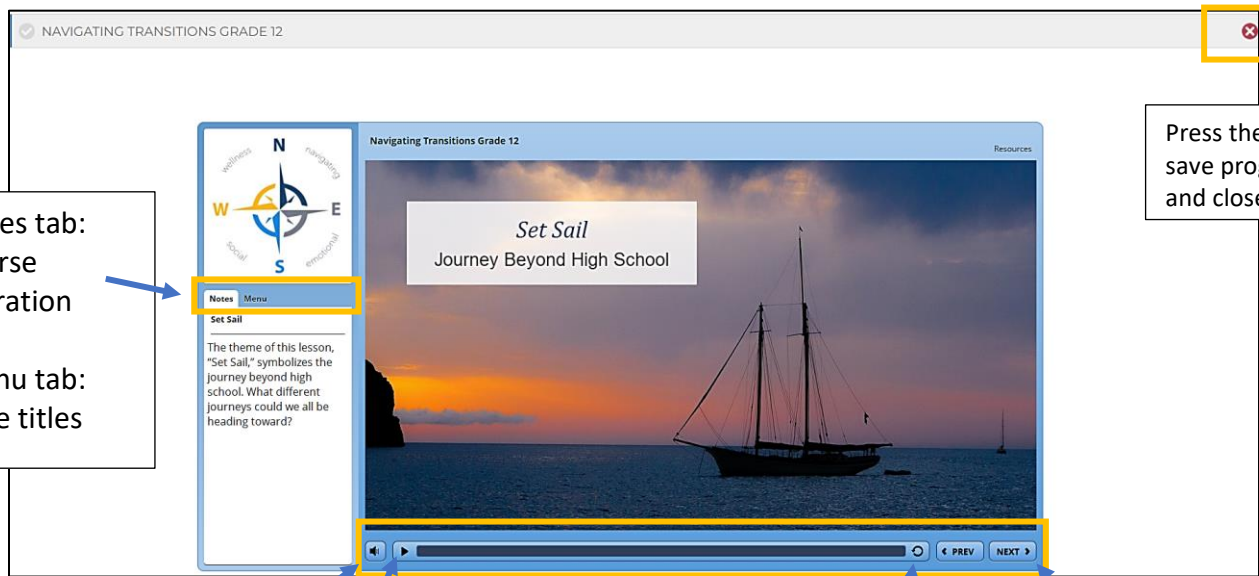
After enrolling in the course, go to your Dashboard to launch it or select the link in the image on the previous page.



MY DASHBOARD- Your personal eLearning page with enrollments, transcripts, and certificates

LAUNCH COURSE- After enrolling in a course, press the green circle to begin the course.  
Next select **Click Here to Launch**

# NAVIGATING THROUGH THE COURSE



Press the X to save progress and close course

Notes tab: course narration  
Menu tab: slide titles

Volume Play

Replay slide

Move forward to the next slide